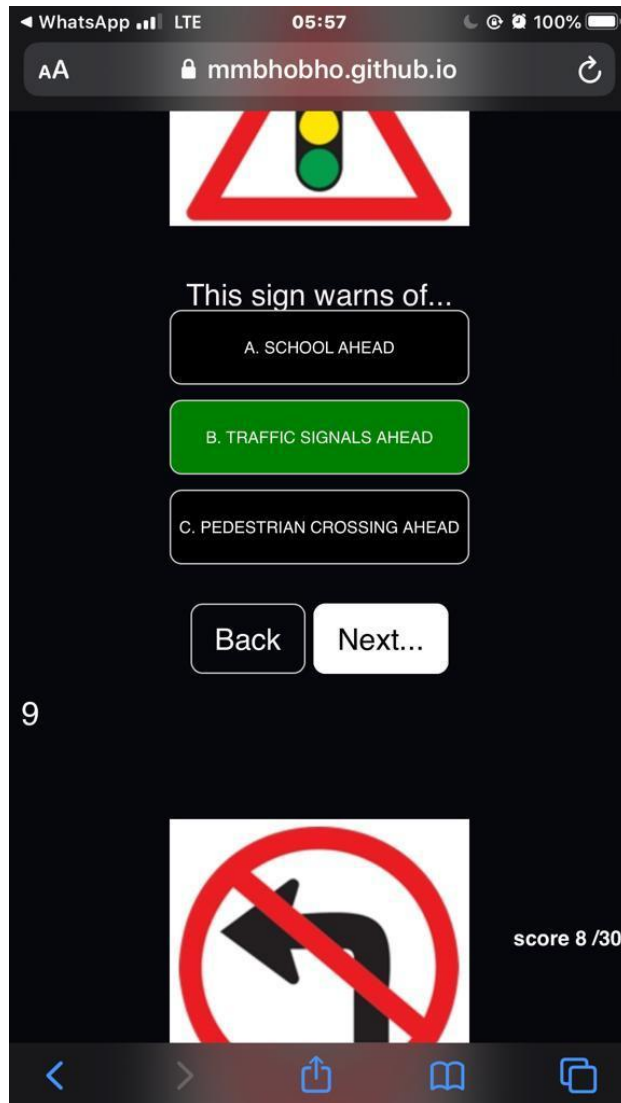


([CLICK HERE](#)) TO ACCESS ALL THE NOTES, QUESTIONS AND ANSWERS FOR FREE!!!



([CLICK HERE](#)) TO ACCESS ALL THE NOTES, QUESTIONS AND ANSWERS FOR FREE!!!

TEST C

5. You may not obtain a learner's license if...

- (i) You already have a license that authorizes the driving of the same vehicle class
- (ii) You are declared unfit to obtain a driving license for certain period and that period still prevails.
- (iii) Your license was suspended temporarily and the suspension has not yet expired

SELECT THE CORRECT COMBINATION

- A. (i) only is correct
- B. (i); (ii) and (iii) are correct**
- C. (ii) and (iii) only are correct

6. What does warning sign M1 show you?

- A. Roads cross ahead and you may have to stop or yield at the intersection**
- B. A railway line intersects with the road that you are traveling on
- C. 4-way-stop will be found ahead where the road crosses

7. When are you allowed to drive your vehicle on the right-hand side of a road with traffic in both directions?

- A. When you switch the emergency light of your vehicle on
- B. When a traffic officer orders you to do so**
- C. Under no circumstances

8. Sign N8 shows you that there...

- A. Is a two-way traffic at following road that crosses with the road that you are on
- B. Are two lanes ahead in the different directions
- C. Is a two-way traffic ahead on the one-way road you are traveling on**

9. The only instance where you may stop on a freeway is...

- A. To obey a road traffic sign**
- B. For a rest during a tiring journey
- C. To pick up a hitchhiker

10. Sign B7 shows you that you...

- A. Can expect a sharp bend to the left
- B. Must turn left to the next road**
- C. Will get a one-way road to the left

11. You are not allowed to stop...

- A. Where you are also not allowed to park
- B. Opposite a vehicle where the roadway is 10 m wide
- C. 5 m from a bridge**

12. Sign Q10 warns you that...

- A. The road is uneven
- B. There are speed humps in the road**
- C. There are potholes in the road

13. You are not allowed to stop...

- A. On the pavement
- B. In the front of your vehicle facing oncoming traffic**
- C. To any obstruction in the road

14. Road marking Y3 shows you that...

- A. The road surface is uneven
- B. Traffic may not overtake or cross it on either side**
- C. It is a lane reserved for buses

15. What is important with regard to the hooter of your vehicle?

- A. The tone of pitch of the sound may not change**
- B. Someone must hear it from a distance of at least 45 m
- C. You may use it to get the attention of someone that you would like to offer a lift

16. When you see sign P6, you must slow down because...

- A. The surface of the road is uneven on the left-hand side
- B. There is a dual track railway line in front
- C. There is a motor gate on the left-hand side of the road**

17. When you were involved in an accident you....

- (i) Must immediately stop your vehicle
- (ii) Must determine the damage to the vehicle
- (iii) May refuse to give your name and address to anybody except to the police

SELECT THE CORRECT COMBINATION

- A. (i) and (ii) only are correct**
- B. (ii) only is correct
- C. All of the above are correct

18. What does sign Q6 show you?

- A The road temporarily narrows from both side
- B. The freeway temporarily ends ahead
- C. Only one vehicle can pass through the obstacle ahead**

19. When you drive...

- A. You must have two hands on the steering wheel
- B. Your vision of the road and the traffic must be unobstructed**
- C. You must wear shoes with rubber soles

20. What does warning sign U3 shows you?

- A. The road on which you are driving is going to change to a gravel road
- B. Potholes are to be found on the road ahead**
- C. The road is ending ahead

21. Road marking RTTM1 in the sketch 4 in the sketch booklet shows you that you...

- A. If you are driving in A must stop before this line**

- B. If you are driving in A must reduce speed and drive on if it is safe
- C. If you are driving in B can pass A if there are no other vehicles in the intersection

22. The marking BB8 shows you that only...may park there

- A. Minibuses
- B. Municipal buses
- C. Motor cycles

23. When you want to change lanes and drive from L1 to L2 (sketch booklet sketch 8) you must...

- (i) Only do it when it is safe to do so
- (ii) Switch your indicators on in time to show what you are going to do
- (iii) Use the mirror of your vehicle to ensure that you know of other traffic

SELECT THE CORRECT COMBINATION

- A. Only (i) and (ii) are correct
- B. All of the above are correct
- C. Only (ii) and (iii) are correct

24. What does warning sign O3 shows you?

- A. The road Winds ahead
- B. A number of sharp curves is ahead
- C. A concealed entrance to the left is followed by one to the right

25. If you are driving towards the circle in Z4 and there are also vehicles from the other three sides, you....

- A. Must always wait for the vehicle from your right before you drive on
- B. May drive on if you were the first vehicle over the line
- C. Must stop with all the vehicles and only drive on when it is safe

26. If you see sign E3...

- A. You may only drive there if you have special permission
- B. No vehicle may drive there because only pedestrians may walk there
- C. It shows a two-way traffic ahead

27. You may not....

- (i) Run the engine of your vehicle unattended
- (ii) Use your vehicle without a cap on the fuel tank
- (iii) Spin the wheels of your vehicle when pulling off

SELECT THE CORRECT COMBINATION

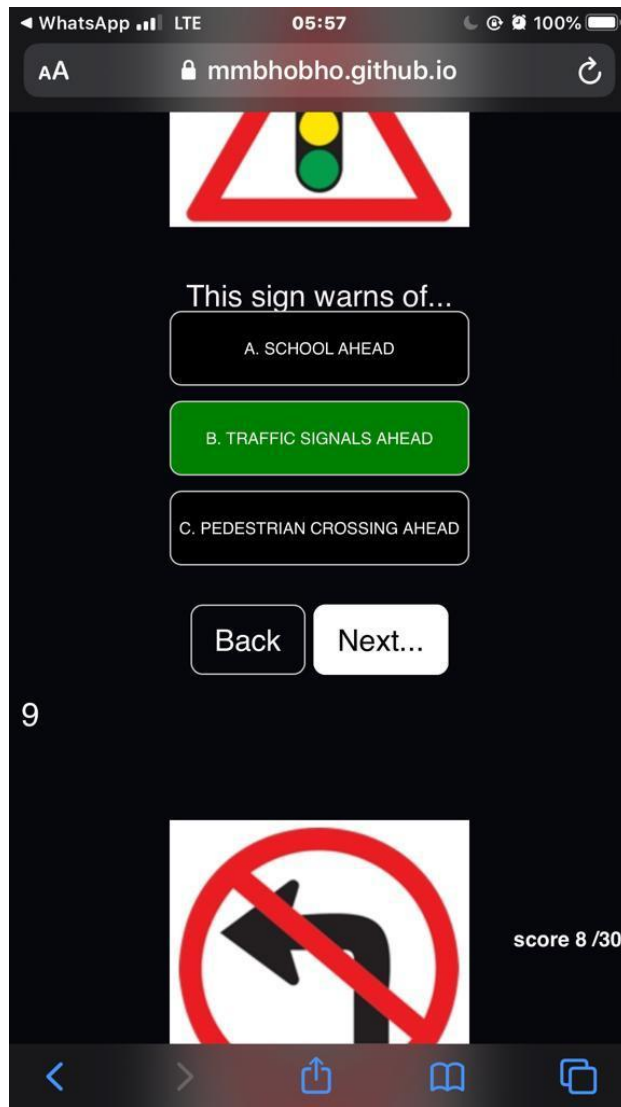
- A. (i) and (ii) only are correct
- B. (ii) only is correct
- C. All of the above are correct

28. When the robot is red and the green arrow flashes to the left as indicated in X6, it shows you that ...

- A. Only pedestrians may walk

- B. If you want to turn left, you may go
- C. All traffic must turn right there

([CLICK HERE](#)) TO ACCESS ALL THE NOTES, QUESTIONS AND ANSWERS FOR FREE!!!



([CLICK HERE](#)) TO ACCESS ALL THE NOTES, QUESTIONS AND ANSWERS FOR FREE!!!

- 29.** When may you not pass another vehicle? When you...
- (i) Are nearing the top of a hill
 - (ii) Are nearing a curve
 - (iii) Can only see 100 m in front of you because of the smoke over the road

SELECT THE CORRECT COMBINATION

- A. (i) only is correct
- B. All of the above are correct**
- C. (i) and (ii) only are correct

- 30.** If you see sign B2 you know that...

- A. Vehicles with a mass of 10 tonne and less may not drive there**
- B. Vehicles with a mass of more than 10 tonne may not drive there
- C. That section of the road can only carry vehicles that weigh up to 10 tonne

- 31.** The legal speed which you may drive

- A. Is always 120 km/h outside town/cities
- B. Can be determined by yourself if you look at the number of lanes which the road has
- C. Is shown to you by signs next to the road**

- 32.** Warning sign S5 shows you that...

- A. There is possibility of a flood ahead
- B. The road ends because of water ahead
- C. There is a low water bridge ahead**

- 33.** When do you have right of way?

- (i) When you are within the traffic circle
- (ii) When you have stopped first at a four-way stop
- (iii) When you want to turn right at an intersection in a two-way road

SELECT THE CORRECT COMBINATION

- A. Only (i) and (ii) are correct**
- B. All of the above are correct
- C. Only (i) is correct

- 34.** When you get to sign TB, you must...

- A. Choose to turn left or right or drive on straight after you have stopped
- B. Be ready to stop and turn left or right**
- C. when you want to drive on straight, ignores it because traffic from the side must stop

- 35.** If you come to a traffic light and the red light flashes, you must...

- A. Stop and wait for the light to change to green before you go
- B. Stop and only go if it is safe to do so**
- C. Look out for a roadblock as the light shows you a police stop

36. Road marking Y4 is a...

- A. Pedestrian crossing where you must stop for pedestrians
- B. Painted island where you are not allowed to drive on or stop**
- C. Chevron that indicates a curve to the right

37. Look at sketch 4 in the sketch booklet, vehicle B...

- A. Can drive past vehicle A if there are no other vehicles
- B. Can drive over the stop line following vehicle A if there are no oncoming vehicle
- C. Must stop behind vehicle a, drive nearer if that vehicle has driven off, stop immediately behind the stop line and drive on when it is safe to do so**

38. Look in the sketch booklet, sketch 6. When you see road marking (a), you...

- A. May not park there because it is parking for ambulances only
- B. May not park there at all**
- C. Know it is a lane reserved for emergency vehicle

39. You may....

- A. Leave your vehicle's engine running without supervision
- B. Allow someone to ride on the bumper of your vehicle
- C. Put your arm out of the window only to give legal hand signal**

40. What does sign J8 shows you?

- A. You are not allowed to travel faster than 100 km/h at night**
- B. If you cannot see more than 100 m in front of you, switch your lights on
- C. Dangerous conditions for the next 100 km

41. What is the maximum period of time that a vehicle may be parked in one place on a road outside urban areas?

- A. 7 days
- B. 48 hours
- C. 24 hours**

42. Sign A2 shows you that you must...

- A. Turn left at the stop sign
- B. Stop and then turn left or drive straight on
- C. Stop but if you want to turn left you can use it as a yield sign**

43. The last action that you must take before moving to another lane is to...

- A. Switch on your indicator
- B. Check the blind spot**
- C. Look in the rear view mirror

44. Sign B1 shows you the...

- A. fastest speed that you may drive
- B. Distance to the next off-ramp
- C. Slowest speed that you may drive**

45. At an intersection....

- A. You must yield to oncoming traffic if you want to turn right**

- B. Vehicles have the right of way over pedestrians
- C You can use a stop sign as a yield sign if there is no other traffic

46. Sign T1 shows you that there is a/an....

- A. Curve to the right ahead
- B. Obstruction to the right of the road**
- C. Detour to the right

47. You may overtake another vehicle on the left-hand side...

- (i) When that vehicle is going to turn right and the road is wide enough that it is not necessary to drive on the shoulder
- (ii) Where the road has two lanes for traffic in the same direction
- (iii) If a police officer instruct you to do so

SELECT THE CORRECT COMBINATION

- A. (iii) only is correct
- B. (ii) and (iii) only are correct
- C. all of the above are correct**

48. Arrow E in the sketch booklet, sketch 5, shows you that you...

- A. Must turn right from that lane**
- B. Can turn right or move straight on if it is safe
- C. Can still change lanes if want to go on straight

49. The license for your vehicle (clearance certificate) is valid for...

- A. 12 month**
- B. 90 days
- C. 21 days

50. Sign DD5 shows you that.....

- A. The road turning to left ends ahead**
- B. You are not allowed to turn left there
- C. There is a T-junction to the left

51. Your vehicle's headlights must be switched on...

- (i) At any time of the day when you cannot see persons and vehicles 150 m in front of you
- (ii) From sunset to sunrise
- (iii) When it rains and you cannot see vehicles 100 m in front of you

SELECT THE CORRECT COMBINATION

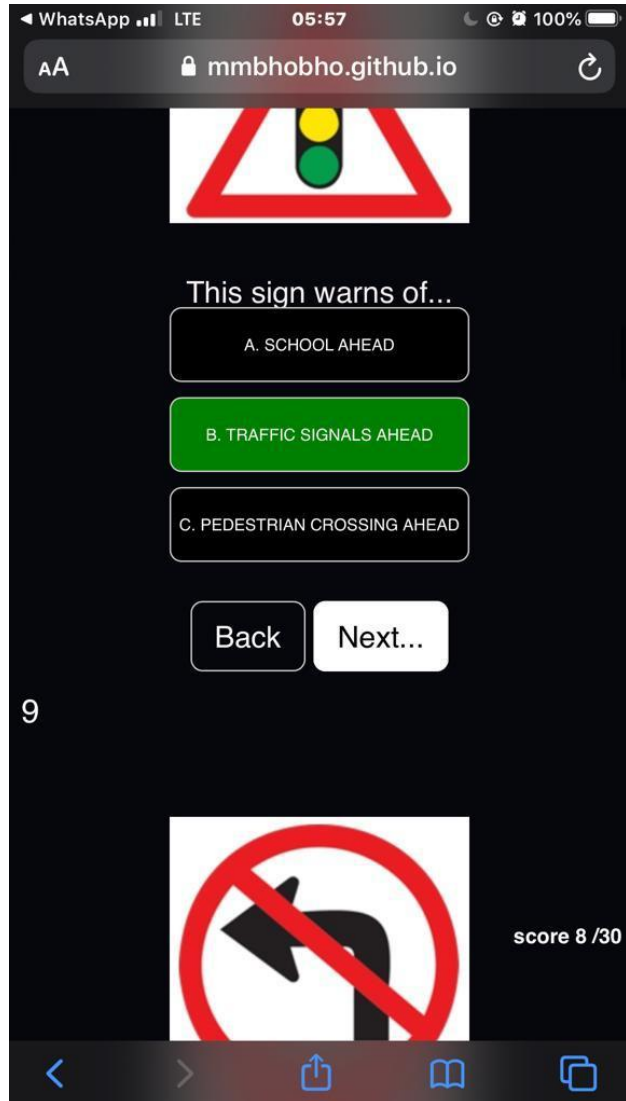
- A. (ii) only is correct
- B. (i) and (ii) only are correct
- C. All of the above are correct**

52. Sign N3 shows you that there is a....

- A. Sharp curve to the left ahead**
- B. Obstruction left to the road

C. Detour to the left

([CLICK HERE](#)) TO ACCESS ALL THE NOTES, QUESTIONS AND ANSWERS FOR FREE!!!



([CLICK HERE](#)) TO ACCESS ALL THE NOTES, QUESTIONS AND ANSWERS FOR FREE!!!

85. You may carry passengers in a vehicle that is being towed....

- (i) If you only travel at 35 km/h
- (ii) If the vehicle that is being towed is a semi-trailer
- (iii) Only if the vehicle that tows something is a tractor

SELECT THE CORRECT COMBINATION

- A. (i) and (ii) only are correct
- B. all of the above are correct
- C. (ii) only is correct

86. Sign P9 warns you that you may not drive there if your vehicle is...

- A. Longer than 4.42 m
- B. Higher than 4.42 m
- C. Wider than 4.42 m

87. You may not reverse your vehicle for further than....

- A. 500 m
- B. 100m
- C. As it is safe to do so

88. Sign D10 shows you that...

- A. Vehicle longer than 15 m may not drive past this sign
- B. The road is 15 m wide past this sign
- C. No vehicle with trailer may drive past this sign

89. You may transport goods on your vehicle that they...

- A. Protrude 2.0 m at the rear
- B. Protrude 450 mm in front
- C. Are with the vehicle 2.4 m wide

90. Sign K2 shows you that....

- A. All heavy vehicles may drive here during the times showed on the sign
- B. Tankers must use this road during the times showed on the sign
- C. Vehicles carrying hazardous products may only use the road during the times showed on the sign

91. If you only have a learner's license for heavy motor vehicle...

- (i) Then there must be someone with you in the vehicle with the same driving license
- (ii) You are not allowed to drive on a freeway
- (iii) No passengers are allowed with you in the vehicle

SELECT THE CORRECT COMBINATION

- A. All of the above are correct
- B. Only (i) is correct
- C. Only (i) and (ii) are correct

92. Sign W6 shows you that...

- A. The road forks ahead on a steep decline and you should slow down
- B. Your brakes will be checked at the stop ahead where you must stop
- C. There is an arrestor bed ahead to be used when your brakes fails

93. What controls must you use when you are going to turn sharp?

- A. 1, 3, 5, 6 and 8 only
- B. 3, 4, 5, 9 and 10 only
- C. 1, 3, 4, 5, 6, 8 and 9 only

94. To indicate that you are going to turn, you must use number...

- A. 3
- B. 5
- C. 11

95. The distance it takes the driver of a motor vehicle to stop it is....

- (i) Longer on a wet road than a dry road
- (ii) Longer if the vehicle is traveling at a higher speed
- (iii) Longer if the vehicle is loaded

SELECT THE CORRECT COMBINATION

- A. None of the above are correct
- B. All of the above are correct
- C. (i) only is correct

96. To accelerate your vehicle, you must use number....

- A. 6
- B. 8
- C. 10

97. To select a gear, you must use numbers....

- A. 7&9
- B. 5&9
- C. 6&8

98. To stop your vehicle, you must use number...

- A. 9
- B. 8
- C. 7

99. To turn your vehicle, number... is used

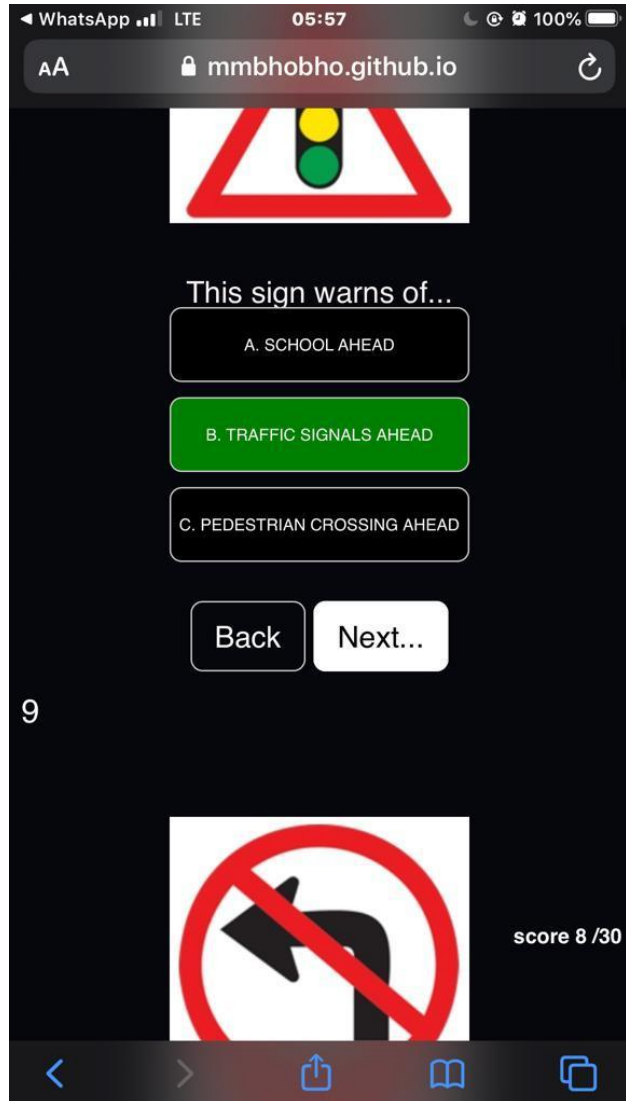
- A. 5
- B. 4
- C. 6

100. To ensure that your parked vehicle does not move, use number...

- A. 7
- B. 8

C. 9

([CLICK HERE](#)) TO ACCESS ALL THE NOTES, QUESTIONS AND ANSWERS FOR FREE!!!



([CLICK HERE](#)) TO ACCESS ALL THE NOTES, QUESTIONS AND ANSWERS FOR FREE!!!